

National Federation of State
High School Associations



NFHS Basketball

2012-13
Rules Change
Major Editorial Changes
Points of Emphasis

Take Part. Get Set For Life.™

National Federation of State
High School Associations



NFHS Basketball

2012-13
Rules Change

Take Part. Get Set For Life.™

Official Scorer

Rule 2-11-12 (New)

- The official scorer is required to wear a black-and-white vertically striped garment.
- Rationale: The players, coaches and officials need to be able to quickly and easily identify the official scorer. Requiring the scorer to wear a striped garment will assist in this regard. In addition, wearing a striped garment will make the scorer look more professional.



RULE CHANGE

REFEREE

Scorer Table 2-11-12 New



The official scorer is now required to wear a black-and-white vertically striped garment.

© REFEREE ENTERPRISES INC. 2012

National Federation of State
High School Associations



NFHS Basketball

2012-13
Major Editorial Changes

Take Part. Get Set For Life.™

Officials' Jurisdiction

Rule 2-2-4 Note

- The state associations may intercede in the event of unusual incidents that occur before, during or after a contest.
- This note which was added to the rules book in 2011-12 was revised to clarify that state associations have authority to intervene not only after the conclusion of a contest, but before and during the contest as well.



Team Control

Rule 4-19-7

- A team-control foul is a common foul committed by a team that has team control (including a member of the throw-in team from the start of the throw-in until player control is obtained inbounds).
- On a team-control foul, the rule now clearly states that team-control includes a member of the throw-in team from the start of the throw-in until player control is obtained inbounds.



A TEAM-CONTROL FOUL (4-19-7)

- The committee adopted a team-control rule change for last season which introduced some complications for a number of other rules.
- These complications were handled through interpretations last year.



A TEAM-CONTROL FOUL (4-19-7)

- The addition of this parenthetical statement allows all rules affected by the team-control definition change last season to revert to their previous verbiage and brings the rule in line with the interpretations that were released last year.



EDITORIAL CHANGE



Team Control 4-19-7



The following language was added to Rule 4-19-7:
 "...including a member of the throw-in team from the start of the throw-in until player control is obtained inbounds."



© REFEREE ENTERPRISES INC. 2012

National Federation of State
High School Associations



NFHS Basketball

2012-13
Points of Emphasis

Take Part. Get Set For Life.™

Closely Guarded Situations


- Well officiated closely-guarded situations provide for better balance between offense and defense. When the closely-guarded rules are not followed properly, there is a significant advantage for the offense.



Closely Guarded Situations


- The following areas should be emphasized:
Rule basics. A closely-guarded situation occurs when a player in control of the ball in his or her team's frontcourt is guarded by an opponent who is within 6 feet of the player who is holding or dribbling the ball; the defensive player must obtain a legal guarding position.





Closely Guarded Situations

POINT OF EMPHASIS




A closely guarded situation occurs when a player in control of the ball in his or her team's frontcourt is guarded by an opponent who is within six feet of the player who is holding or dribbling the ball


REFEREE

© REFEREE ENTERPRISES INC. 2012


POINT OF EMPHASIS



Closely Guarded Situations



The closely guarded count should continue even if there is a defensive switch, provided the six-foot distance is maintained by one or more defenders.

© REFEREE ENTERPRISES INC. 2012

Contact Above the Shoulders

- Contact above the shoulders. With a continued emphasis on reducing concussions and decreasing excessive contact situations, the committee determined that more guidance is needed for penalizing contact above the shoulders.




Contact Above the Shoulders


- a. A player shall not swing his/her arm(s) or elbow(s) even without contacting an opponent.
- b. Examples of illegal contact above the shoulders and resulting penalties:
 1. Contact with a stationary elbow may be incidental or a common foul.
 2. An elbow in movement but not excessive should be an intentional foul.
 3. A moving elbow that is excessive can be either an intentional foul or flagrant personal foul.



POINT OF EMPHASIS



Contact Above the Shoulders




Contact with a stationary elbow may be incidental or a common foul.


REFEREE

© REFEREE ENTERPRISES INC. 2012


POINT OF EMPHASIS



Contact Above the Shoulders




A



B

A) An elbow in movement but not excessive should be an intentional foul. B) A moving elbow that is excessive can be either an intentional foul or flagrant personal foul.




© REFEREE ENTERPRISES INC. 2012

Intentional Fouls


- The committee is concerned about the lack of enforcement for intentional fouls during any part of the game but especially at the end of a game. Anytime during the game, acts that neutralize an opponent's obvious advantageous position and must be deemed intentional include:
 1. Excessive contact on any player attempting a try
 2. Grabbing or shoving a player from behind when an easy basket may be scored
 3. Grabbing and holding a player from behind or away from the ball



POINT OF EMPHASIS



Intentional Fouls




Excessive contact on any player attempting a try should be an intentional foul.

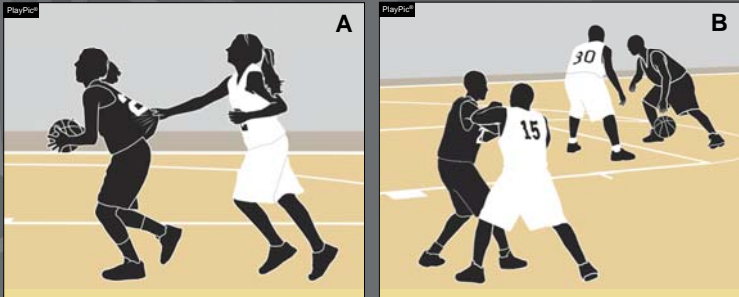
REFEREE

© REFEREE ENTERPRISES INC. 2012

POINT OF EMPHASIS



Intentional Fouls



The following should be considered an intentional foul:
A) Grabbing or shoving a player from behind when an easy basket may be scored. B) Grabbing and holding a player from behind or away from the ball.

REFEREE

© REFEREE ENTERPRISES INC. 2012

Guidelines to Enforce Illegal Contact

- Escalating fight situations can often be traced back to illegal contact not being properly enforced and penalized. Examples of illegal contact are:

Hand checking: Any tactic using hands or arms that allows a player on offense or defense to control the movement of an opposing player.

Post play: Any tactic using hands, arms or body to control the movement of an opposing player.



POINT OF EMPHASIS



Illegal Contact: Hand-checking



A



B

The following should be considered hand-checking:

- Both hands on an opposing player.
- Jabbing a hand or forearm on an opponent.



© REFEREE ENTERPRISES INC. 2012

POINT OF EMPHASIS



Illegal Contact: Post Play



The following should be considered a foul for illegal contact:
A) Hooking by the offensive player.
B) Pushing, holding or slapping an opponent.

REFEREE

© REFEREE ENTERPRISES INC. 2012

POINT OF EMPHASIS



Illegal Contact: Post Play



Dislodging an opponent by backing them down should be a common foul.

REFEREE

© REFEREE ENTERPRISES INC. 2012

NFHS

POINT OF EMPHASIS

Illegal Contact: Rebounding



The following are examples of illegal rebounding activity:

- A) Displacing, charging or pushing an opponent.
- B) Extending the arms or elbows to impede the movement of an opponent.

REFEREE

© REFEREE ENTERPRISES INC. 2012

NFHS

POINT OF EMPHASIS

Illegal Contact: Rebounding



Contact between players in free throw lane spaces prior to the ball contacting the ring should be a common foul.

REFEREE

© REFEREE ENTERPRISES INC. 2012

NFHS Officials Association Central Hub www.nfhs.arbitersports.com



Contains

- Sport information
- Rules information
- Rules library
- Searchable rules book and case book
- Video content on officiating sport, competition situations and interpretations



Concussion in Sports www.nfhslearn.com



The Role of the Parent in Sports

www.nfhslearn.com

- Designed for parents
- Explains what interscholastic athletics are about
- Provides information and resources to ensure their child has a positive educational sport experience
- Includes units on:
 - What interscholastic athletics are about
 - What You and Your Child Want Out of School Sports
 - Having a Successful Educational Sport Experience
 - Making the Call
 - Plan for Improvement
 - Keeping Perspective



(Research based content provided by MSU Institute of Study of Youth Sport)

NFHS Interscholastic Officiating Course

The NFHS Interscholastic Officiating Course

Now available at www.nfhsofficials.com!

- This first-of-its-kind online officiating course from the NFHS is designed to introduce individuals to the world of interscholastic officiating – ideal for those considering becoming an official or anyone within their first few years in officiating. This course is designed to take 30 to 45 minutes to complete.
- This course is **FREE** for members of the NFHS Officials Association. Non-member individual officials may take the course for a fee of \$20. A discounted bulk rate of \$10 is also available to non-100% states and officiating groups when 50 or more licenses are purchased. Contact the NFHS Officials' Department for more details.



NFHS OFFICIALS COURSE

The screenshot shows the NFHS Officials website interface. At the top, there are navigation links: HELP, REGISTER, FROZEN LICENSE, and LOGIN. Below the navigation is a banner with the text "NFHS OFFICIALS" and a row of five small images showing officials in various sports settings. A prominent headline reads: "Interscholastic Officiating" Course Now Available! Below this, a paragraph explains the course content: "In the NFHS 'Interscholastic Officiating' course, we will cover the introductory skills and concepts you have used or will need to learn as an official. We'll cover officiating basics, the science behind good officiating, the art of officiating, and how you can combine these skills into a satisfying avocation. We hope the content we provide gives you a solid base knowledge of what to expect and how to improve yourself as an official." To the right of the text is an "Order Now" button. Below the text is a form with a dropdown menu labeled "Select your state..." and a text input field labeled "I need...". Below the input field, it says "A longer course for repeat. One or more sources for offers." and a yellow "Order Now" button. At the bottom of the screenshot, there is a copyright notice: "©2011 NFHS Officials. All Rights Reserved." and "Developed and hosted by Creative Street Media Group".

The "Interscholastic Officiating" course will cover:

- Introductory Skills
- Science behind good officiating
- Art of officiating
- Combining officiating skills into satisfying avocation



National Federation of State
High School Associations



QUESTIONS?

Take Part. Get Set For Life.™